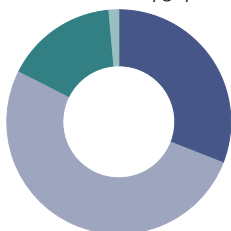


GenerationTech - Portfolio Analysis 40/60



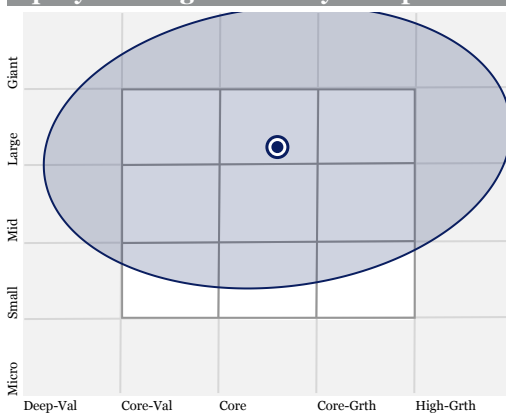
Broad Asset Allocation - Current

Portfolio Date: 6/30/2018



• Stock	31.0
• Bond	51.5
• Cash	16.1
• Other	1.4
Total	100.0

Equity Holdings-Based Style Map



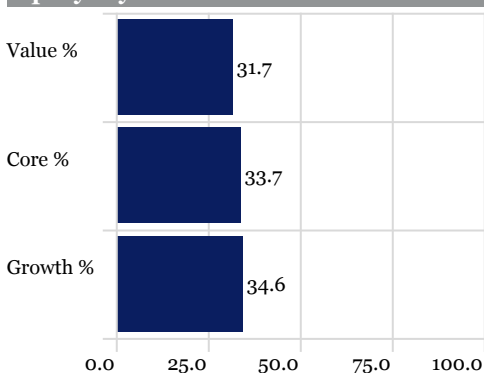
■ GenerationTech - 40%Eq 60%FI-S

6/30/2018

Fixed Income Credit Rating Breakdown

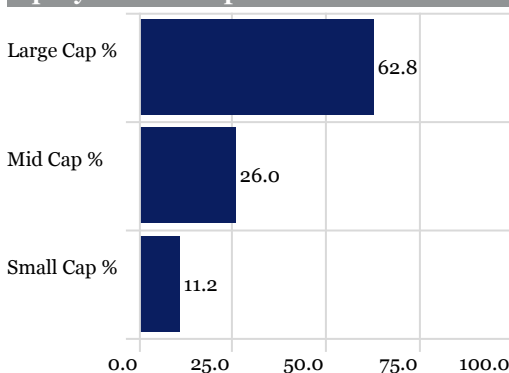
Credit Qual AAA	51.28
Credit Qual AA	3.58
Credit Qual A	10.85
Credit Qual BBB	19.21
Credit Qual BB	6.72
Credit Qual B	3.78
Credit Qual Below B	1.43
Credit Qual Not Rated	3.14

Equity Style Breakdown



■ GenerationTech - 40%Eq 60%FI-S

Equity Market-Cap Breakdown



■ GenerationTech - 40%Eq 60%FI-S

Fixed Income Maturity Breakdown

Maturity 1-3 Yr	19.34
Maturity 3-5 Yr	13.61
Maturity 5-7 Yr	12.17
Maturity 7-10 Yr	10.00
Maturity 10-15 Yr	7.35
Maturity 15-20 Yr	6.02
Maturity 20-30 Yr	24.42
Maturity 30+ Yr	4.16

Equity World Region Breakdown

Americas	62.28
North America	60.56
Latin America	1.71
Greater Europe	11.77
United Kingdom	4.30
Europe dev	5.91
Europe emrg	0.85
Africa/Middle East	0.72
Greater Asia	25.95
Australasia	0.39
Japan	2.65
Asia dev	9.19
Asia emrg	13.73

Equity GICS Sector Breakdown

Energy	3.74
Materials	3.10
Industrials	9.41
Consumer Discretionary	20.17
Consumer Staples	6.49
Healthcare	11.00
Financials	15.47
Real Estate	2.95
Information Technology	23.43
Telecom Services	2.00
Utilities	2.23

Fixed Income Sector Breakdown

Government	30.97
Municipal	1.41
Corporate	17.57
Securitized	26.73
Cash & Equivalents	16.53
Derivative	6.80

Equity US/Foreign Breakdown

United States	59.74
Non-US	40.26

Equity Foreign Region Breakdown

Developed	83.10
Emerging	16.90

Fixed Income Characteristics

Average Eff Duration	3.86
Average Eff Maturity	7.78
Average Credit Quality	BBB
Average Coupon	3.66

IMPORTANT INFORMATION

Our GenerationTech portfolios are designed for investors with lower household minimums and/or investors that prefer a lower level of in-person client service when managing their account (s). Please see our Brochure for more information regarding our GenerationTech portfolios.

A GenerationTech portfolio is not be suitable for all investors and should not be construed as a solicitation or recommendation of any investment strategy for any client or potential client.

All GenerationTech portfolio profile sheets are representative of the positions and holdings of the applicable portfolio only as of the date set forth therein. Due to various factors, including changing market conditions, a profile sheet may no longer be reflective of current positions and/or holdings of the applicable GenerationTech portfolio.

The information provided in a GenerationTech portfolio profile sheet is for information purposes only, and does not constitute individualized financial advice or create an advisor-client relationship. No portfolio profile sheet should be construed, in any manner whatsoever, as the receipt of, or a substitute for, personalized individual advice from Entasis or any other investment professional. The profile sheet does not take into account a client's or prospective client's particular investment objectives, tolerance for risk, financial situation or needs.

An advisor-client relationship is only created by the execution of a management agreement by us and the individual or entity to whom we provide individualized services.

Copyright ©Entasis Asset Management. All Rights Reserved.