

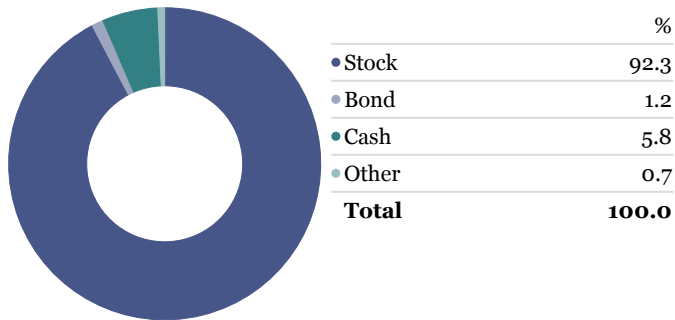
# GenerationTech - Portfolio Analysis

## All Equity

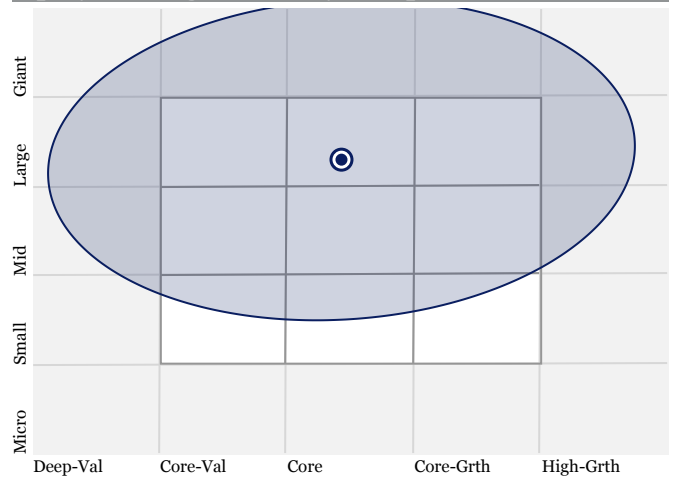


### Broad Asset Allocation - Current

Portfolio Date: 9/30/2018



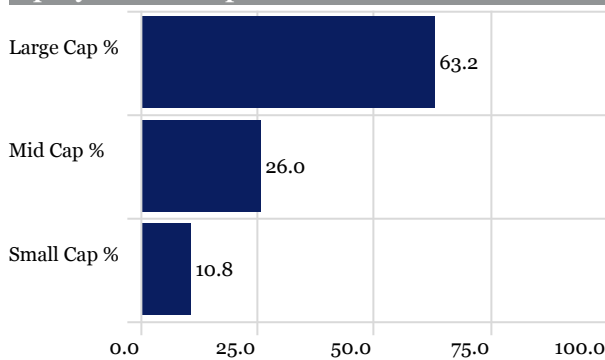
### Equity Holdings-Based Style Map



• Entasis - 100% Equity

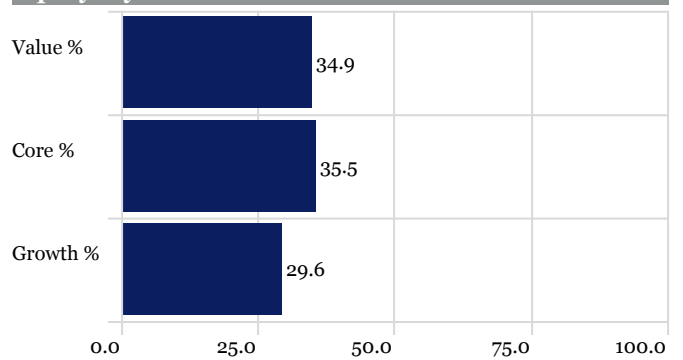
9/30/2018

### Equity Market-Cap Breakdown



■ Entasis - 100% Equity

### Equity Style Breakdown



■ Entasis - 100% Equity

### Equity World Region Breakdown

<b>Americas</b>	<b>59.98</b>
North America	58.32
Latin America	1.66
<b>Greater Europe</b>	<b>12.74</b>
United Kingdom	4.97
Europe dev	6.17
Europe emrg	0.91
Africa/Middle East	0.69
<b>Greater Asia</b>	<b>27.28</b>
Australasia	0.27
Japan	3.07
Asia dev	10.02
Asia emrg	13.92

### Equity US/Foreign Breakdown

United States	57.64
Non-US	42.36

### Equity GICS Sector Breakdown

Energy	3.94
Materials	3.28
Industrials	8.75
Consumer Discretionary	18.52
Consumer Staples	7.18
Healthcare	11.50
Financials	16.05
Real Estate	2.60
Information Technology	21.19
Communication Services	4.49
Utilities	2.51

### Equity Foreign Region Breakdown

Developed	82.95
Emerging	17.05

## IMPORTANT INFORMATION

Our GenerationTech portfolios are designed for investors with lower household minimums and/or investors that prefer a lower level of in-person client service when managing their account(s). Please see our Brochure for more information regarding our GenerationTech portfolios.

**A GenerationTech portfolio is not be suitable for all investors and should not be construed as a solicitation or recommendation of any investment strategy for any client or potential client.**

All GenerationTech portfolio profile sheets are representative of the positions and holdings of the applicable portfolio only as of the date set forth therein. Due to various factors, including changing market conditions, a profile sheet may no longer be reflective of current positions and/or holdings of the applicable GenerationTech portfolio.

**The information provided in a GenerationTech portfolio profile sheet is for information purposes only, and does not constitute individualized financial advice or create an advisor-client relationship.** No portfolio profile sheet should be construed, in any manner whatsoever, as the receipt of, or a substitute for, personalized individual advice from Entasis or any other investment professional. The profile sheet does not take into account a client's or prospective client's particular investment objectives, tolerance for risk, financial situation or needs.

An advisor-client relationship is only created by the execution of a management agreement by us and the individual or entity to whom we provide individualized services.

Copyright ©Entasis Asset Management. All Rights Reserved.